

Bring Me Sunshine as performed by Jive Aces

Written by Arthur Kent and Sylvia Dee

(Slow tempo- single strums) [C] x6

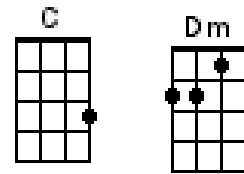
[C] Bring me sunshine **[C]** in your **[Dm]** smile

Make me **[G7]** happy all the **[C]** while

In this **[C7]** world where we live there should **[F]** be more happiness

So much **[D7]** joy we can give to each **[G]** brand new bright to-

[G7]morrow



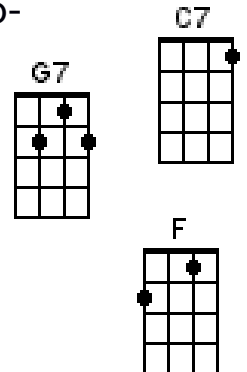
(Slow tempo, double strums)

Make me **[C]** happy through the **[Dm]** years

Never **[G7]** bring me any **[C]** tears

May your **[C7]** arms be as warm as the **[F]** sun from up above

Bring me **[D7]** fun bring me **[G7]** sunshine bring me **[C]** love



(SKAT OR PAUSE/COUNT IN TO TEMPO CHANGE – FAST SWING)

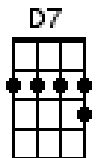
Bring me sunshine **[C]** in your **[Dm]** smile

Make me **[G7]** happy all the **[C]** while

In this **[C7]** world where we live there should **[F]** be more happiness

So much **[D7]** joy we can give to each **[G]** brand new bright

to**[G7]**morrow



- Make me **[C]** happy through the **[Dm]** years

Never **[G7]** bring me any **[C]** tears

May your **[C7]** arms be as warm as the **[F]** sun from up above

Bring me **[D7]** fun bring me **[G7]** sunshine bring me **[C]** love

- **Repeat as instrumental**

END:

Make me **[C]** happy through the **[Dm]** years

Never **[G7]** bring me any **[C]** tears

May your **[C7]** arms be as warm as the **[F]** sun from up above

Bring me **[D7]** fun bring me **[G7]** sunshine bring me **[C]** love

Bring me **[D7]** fun bring me **[G7]** sunshine bring me **[C]** love

Bring me **[D7]** funbring me **[G7]** sunshine..... bring me **[C]** love!

The Bare Necessities

artist: Phil Harris and Bruce Reitherman writer: Terry Gilkyson

[C!]

Look for the **[C]** bare ne- **[C7]**cessities, the **[F]** simple bare necessities,
[C] Forget about your **[A7]** worries and your **[D7]** strife **[G7]**
I mean the **[C]** bare ne- **[C7]**cessities, old **[F]** Mother Nature's recipes,
that **[C]** bring the **[Am]** bare ne-**[Dm]**cessi-**[G7]**ties of **[C]** life

Wherever I **[G]** wander, wherever I **[C]** roam,
I couldn't be **[G]** fonder of my big **[C]** home **[C7]**
The bees are **[F]** buzzin' in the **[Dm]** tree,
To make some **[C]** honey just for **[Am]** me
The bare ne-**[Dm]**cessities of **[G7]** life will come to **[C]** you
.... They'll **[G7]** come to **[C]** you

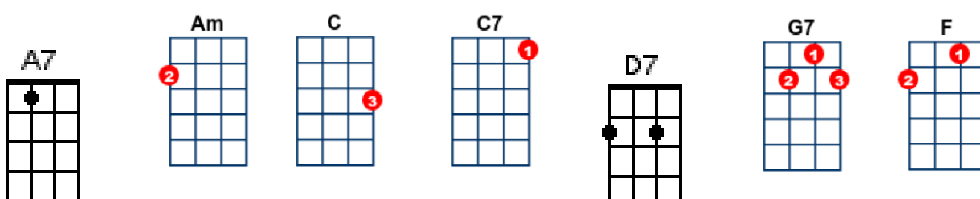
Look for the **[C]** bare ne- **[C7]**cessities, the **[F]** simple bare necessities,
[C] Forget about your **[A7]** worries and your **[D7]** strife **[G7]**
I mean the **[C]** bare ne- **[C7]**cessities, old **[F]** Mother Nature's recipes,
that **[C]** bring the **[Am]** bare ne-**[Dm]**cessi-**[G7]**ties of **[C]** life

INSTRUMENTAL:

Wherever I **[G]** wander, wherever I **[C]** roam,

I couldn't be **[G]** fonder of my big **[C]** home **[C7]**

Don't spend your **[F]** time lookin' **[Dm]** around,
For something you **[C]** want that can't be **[Am]** found
The bare ne-**[Dm]**cessities of **[G7]** life will come to **[C]** you
.... They'll **[G7]** come to **[C]** you **[C]**



Love Is A Rose - Neil Young, Linda Ronstadt

[G] Love is a rose but you [C] better not [G] pick it;
it only grows when it's [D] on the [G] vine.
Handful of thorns and you'll [C] know you [G] missed it;
lose your love when you [D] say the word [G] "mine".

[C] I wanna see what's [G] never been seen,
[D] I wanna live that [G] age old dream.
[C] Come on, boy, we can [G] go together;
[D] let's take the best right [G] now,

(no chords)
take the best right now.


[G] Love is a rose but you [C] better not [G] pick it;
it only grows when it's [D] on the [G] vine.
Handful of thorns and you'll [C] know you [G] missed it;
lose your love when you [D] say the word [G] "mine".

[C] I wanna go to an [G] old hoedown
[D] long ago in a [G] western town.
[C] Pick me up cause my [G] feet are draggin';
[D] give me a lift and I'll [G] hay your wagon.

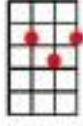
[G] Love is a rose but you [C] better not [G] pick it;
it only grows when it's [D] on the [G] vine.
Handful of thorns and you'll [C] know you [G] missed it;
lose your love when you [D] say the word [G] "mine".
(Repeat)

[G] Love is a rose[D], [G]love is a rose. [D][G]
[G] Love is a rose[D], [G]love is a rose. [D][G]

C



G



D



Love Me Do

The Beatles/ Paul McCartney, John Lennon

Intro: [G]/// [C]/// x4 Harmonica

[G] Love, love me do [C]
 You [G] know I love you [C]
 I'll [G] always be true [C]
 So pleee[C]eeease (Stop) Love me [G] do [C] [G] [C] 2 beats each, twice

[G] Love, love me do [C]
 You [G] know I love you [C]
 I'll [G] always be true [C]
 So pleee[C]eeease (Stop) Love me [G] do [C] [G] [C] 2 beats each
 Stop at G (4beats) second time through

Bridge:

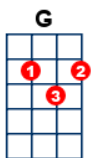
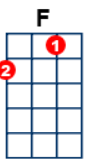
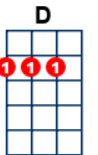
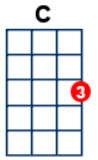
[D] Someone to love, [C] some [F] body new [G]
 [D] Someone to love, [C] some [F] one like you [G] [G!] [G!]
 [G] Love, love me do [C]
 You [G] know I love you [C]
 I'll [G] always be true [C]
 So pleee[C]eeease (Stop) Love me [G] do [C] [G] [C] 2 beats each
 Stop at G (4beats) second time through

Instrumental with Harmonica:

[D] Someone to love, [C] some[F]body new [G]
 [D] Someone to love, [C] some[F]one like you [G] (continue strumming G through extra harmonica riff at end, about 12 beats) [G!]

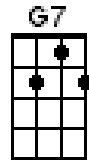
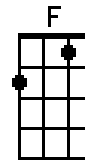
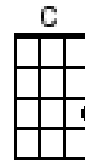
[G] Love, love me do [C]
 You [G] know I love you [C]
 I'll [G] always be true [C]
 So pleee[C]eeease (Stop) Love me [G] do [C] two beat rhythm as above through end--

[G] oh [C] oh [G] Love me [C] do, [G] Ye- [C] ah,
 [G] love me [C] do, [G] ye- [C]ah, [G] love me [C] do....[G!] [C!] [G!]

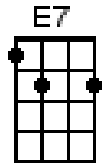


Hello Mary Lou -Performed by Ricky Nelson, Written by Gene Pitney & Cayet Mangiaracina

strum suggestion: down, down, up-down-up
[C]

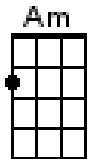


Hel-[C]lo, Mary Lou, [F] goodbye heart
Sweet [C] Mary Lou, I'm so in love with [G7] you [G7]
I [C] knew, Mary Lou, [E7] we'd never [Am] part
So hel-[D7]lo, Mary [G7] Lou, goodbye [C] heart [C]



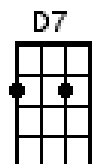
You [C] passed me by one sunny day, [F] flashed those big brown eyes my way
And [C] oooo I wanted you forever [G7] more [G7]
Now [C] I'm not one that gets around, I [F] swear my feet stuck to the ground
And [C] though I never [G7] did meet you be-[C]fore [C]

I said hel-[C]lo, Mary Lou, [F] goodbye heart
Sweet [C] Mary Lou, I'm so in love with [G7] you [G7]
I [C] knew, Mary Lou, [E7] we'd never [Am] part
So hel-[D7]lo, Mary [G7] Lou, goodbye [C] heart [C]



I [C] saw your lips I heard your voice, be-[F]lieve me I just had no choice
Wild [C] horses couldn't make me stay a-[G7]way [G7]
I [C] thought about a moonlit night, my [F] arms around you good an' tight
That's [C] all I had to [G7] see for me to [C] say [C]

Hey, hey, hel-[C]lo, Mary Lou, [F] goodbye heart
Sweet [C] Mary Lou, I'm so in love with [G7] you [G7]
I [C] knew, Mary Lou, [E7] we'd never [Am] part
So hel-[D7]lo, Mary [G7] Lou, goodbye [C] heart [C]



So hel-[D7]lo, Mary [G7] Lou, goodbye [C] heart [C]
Yes hel-[D7]lo, Mary [G7] Lou, goodbye [C] heart [C]! [F]! [C]!

Please Mr. Postman- Carpenters, Beatles, Marvellettes

[G] Wait! Oh yeah, wait a minute Mister Postman

part one

[Em] Wait! W....ait Mister Postman

part two

[G] Mister Postman, look and see,

oh [Em] yeah,

all together

[Em] Is there a letter in your bag for me?

[C] I've been waiting such a long, long time,

[D] since I heard from that boy of mine!

[G] There must be some word today [Em] from my boyfriend so far away

[C] Please Mr. Postman, look and see [D] if there's a letter, a letter for me.

[G] I've been standing here, waiting, Mister Postman, [Em] s....o patiently,

[C] For just a card or just a letter [D] saying he's returning home to me.

[G] Mister Postman, look and see,

oh [Em] yeah,

[Em] Is there a letter in your bag for me?

Please Mister [C] Po – o--ostman - -

[C] I've been waiting such a long time,

Whoah [D] Yeah

[D] Since I heard from that boy of mine!

[G] So many days you passed me b... [Em]-y

See the tears standing in my eyes.

[C] You didn't stop to make me feel better

[D] By leaving me a card or a letter.

Mister [G] Postmaaa – aaan....

[G] Mister Postman, look and see,

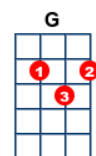
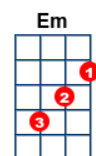
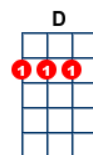
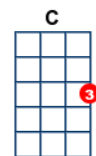
oh [Em] yeah,

[Em] Is there a letter in your bag for me?

Please Mister [C] Po – o--ostman - -

[C] I've been waiting such a long time,

Why don't you [D] check it and see , one more time for me!



X2, end in [G!]:

You gotta [G] wait a minute, wait a minute,

oh yeah, you gotta

[Em] wait a minute, wait a minute,

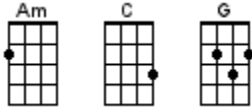
oh yeah, Mister [C] Postmaaa – aaan....

[C] Mister Postman , look and see,

Come on and [D] deliver the letter, the sooner the better! *second time, [G!]

You Ain't Goin' Nowhere

Bob Dylan 1967



INTRO: / 1 2 3 4 /

INSTRUMENTAL:

[G] Clouds so swift [Am] rain won't lift
[C] Gate won't close [G] railings froze
[G] Get your mind off [Am] wintertime
[C] You ain't goin' no-[G]where

[G] Clouds so swift [Am] rain won't lift
[C] Gate won't close [G] railings froze
[G] Get your mind off [Am] wintertime
[C] You ain't goin' no-[G]where

CHORUS:

[G] Whoo-ee [Am] ride me high
[C] Tomorrow's the day my [G] bride's gonna come
[G] Oh, oh, are [Am] we gonna fly
[C] Down in the easy [G] chair

[G] I don't care how many [Am] letters they sent
[C] Morning came and [G] morning went
[G] Pick up your money and [Am] pack up your tent
[C] You ain't goin' no-[G]where

CHORUS:

[G] Whoo-ee [Am] ride me high
[C] Tomorrow's the day my [G] bride's gonna come
[G] Oh, oh, are [Am] we gonna fly
[C] Down in the easy [G] chair

[G] Buy me a flute and a [Am] gun that shoots
[C] Tail gates and [G] substitutes
[G] Strap yourself to the [Am] tree with roots
[C] You ain't goin' no-[G]where

CHORUS:

[G] Whoo-ee [Am] ride me high
[C] Tomorrow's the day my [G] bride's gonna come
[G] Oh, oh, are [Am] we gonna fly
[C] Down in the easy [G] chair

[G] Genghis Khan he [Am] could not keep
[C] All his kings sup-[G]plied with sleep
[G] We'll climb that hill no [Am] matter how steep
[C] When we get up to [G] it

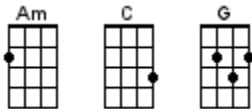
FINAL CHORUSES:

[G] Whoo-ee [Am] ride me high
[C] Tomorrow's the day my [G] bride's gonna come
[G] Oh, oh, are [Am] we gonna fly
[C] Down in the easy [G] chair

[G] Whoo-ee [Am] ride me high
[C] Tomorrow's the day my [G] bride's gonna come
[G] Oh, oh, are [Am] we gonna fly
[C] Down in the easy [G]↓ chair <tap on 2 & 4>

<A cappella>

Whoo-ee, ride me high
Tomorrow's the day, my bride's gonna come
Oh, oh, are we gonna fly
Down in the easy chair



www.bytownukulele.ca

Rhythm Of The Rain Cascades

Hear this song at: <http://www.youtube.com/watch?v=JwgKQBC1xts> (play along with capo at 2nd fret)

From: Richard G's Ukulele Songbook www.scorpexuke.com

Intro: [D] [Bm] [D] [A]

[D] Listen to the rhythm of the [G] falling rain

[D] Telling me just what a fool I've [A] been

I [D] wish that it would go and let me [G] cry in vain

And [D] let me be a[A]lone a[D]gain [A]

The [D] only girl I care about is [G] gone away

[D] Looking for a brand new [A] start

But [D] little does she know that when she [G] left that day

A[D]long with her she [A] took my [D] heart [D7]

[G] Rain please tell me now does [F#m] that seem fair

For [G] her to steal my [A] heart away when [D] she don't care

I [Bm] can't love another

When my [Em] heart is some[A]where far a[D]way [A]

The [D] only girl I care about is [G] gone away

[D] Looking for a brand new [A] start

But [D] little does she know that when she [G] left that day

A[D]long with her she [A] took my [D] heart [D7]

[G] Rain won't you tell her that I [F#m] love her so

[G] Please ask the [A] sun to set her [D] heart a glow

[Bm] Rain in her heart

And let the [Em] love we [A] knew start to [D] grow [A]

[D] Listen to the rhythm of the [G] falling rain

[D] Telling me just what a fool I've [A] been

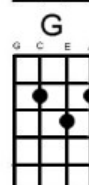
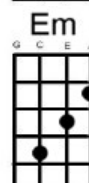
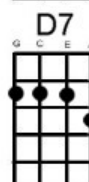
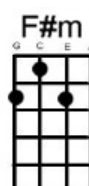
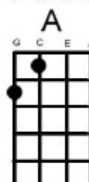
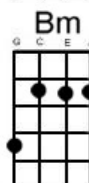
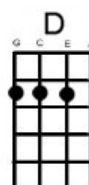
I [D] wish that it would go and let me [G] cry in vain

And [D] let me be a[A]lone a[D]gain [A]

[D] Oh listen to the [Bm] falling rain

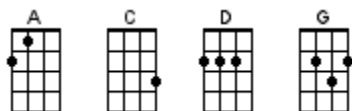
[D] Pitter patter pitter [Bm] patter

} X 2 Finish on [D]



We're Going To Be Friends

White Stripes 2002



Picking pattern for all the chords: t = thumb, m = 2nd finger (or 1st if preferred)

[G]
A | ---m---m---m---m- |
E | ----- |
C | -----t-----t--- |
G | -t-----t----- |
| 1 + 2 + 3 + 4 + |

INTRO: / 1 2 3 4 / [G] / [G] /

[G] Fall is here, hear the yell, back to school, ring the bell
[C] Brand new shoes, walking blues [G] climb the fence, books and pens
[D] I can tell that [C] we are gonna be [G] friends
[D] I can tell that [C] we are gonna be [G] friends / [G] /

[G] Walk with me, Suzy-Lee, through the park, and by the tree
[C] We will rest upon the ground and [G] look at all the bugs we've found
[D] Safely walk to [C] school without a [G] sound
[D] Safely walk to [C] school without a [G] sound / [G] /

[G] Here we are, no one else, we walked to school all by ourselves
[C] There's dirt on our uniforms, from [G] chasing all the ants and worms
[D] We clean up and [C] now it's time to [G] learn
[D] We clean up and [C] now it's time to [G] learn / [G] /

[G] Numbers, letters, learn to spell, nouns, and books, and show and tell
At [C] playtime we will throw the ball [G] back to class, through the hall
The [D] teacher marks our [C] height against the [G] wall
The [D] teacher marks our [C] height against the [G] wall / [G] /

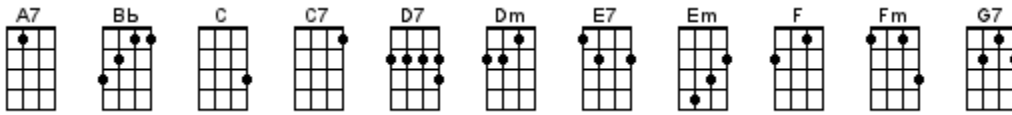
Bridge:

[C] And we don't notice any [G] time pass
[C] We don't notice any-[G]thing
[A] We sit side by side in every class
[C] Teacher thinks that I sound funny [D] but she likes the way you sing

To-[G]night I'll dream while I'm in bed, when silly thoughts go through my head
A-[C]bout the bugs and alphabet, and [G] when I wake tomorrow I'll bet
That [D] you and I will [C] walk together a-[G]gain
[D] I can tell that [C] we are going to be [G] friends
Yes [D] I can tell that [C] we are going to be [G]↓ friends

Build Me Up Buttercup

Mike d'Abo & Tony Macaulay (recorded by The Foundations 1968)



INTRO: / 1 2 3 4 /

dudududu

[C] / [E7] / [F] / [G7] / [G7!]

CHORUS:

Why do you [C] build me up (**build me up**) [E7] Buttercup baby
Just to [F] let me down (**let me down**) and [Dm] mess me a-[G7]round
And then [C] worst of all (**worst of all**) you [E7] never call, baby
When you [F] say you will (**say you will**) but [Dm] I love you [G7] still
I need [C] you (**I need you**) more than [C7] anyone darling
You [F!] know [F!] that [F!] I [F!] have [F!] from the [Fm] start
So [C] build me up (**build me up**)
[G7] Buttercup don't break my [F] heart [C!] [Dm!] C! [G7]

I'll be [C] over at [G7] ten, you told me [Bb] time and a-[F]gain
But you're [C] late...I wait a-[F]round and then (**bah-dah-[C]dah**)

I [C] run to the [G7] door

I can't [Bb] take any [F] more
It's not [C] you...you let me [F] down again,

BRIDGE:

([F] **hey**, [F] **hey** [Dm] **hey**) Baby, baby, I [G7] try to find
([G7] **Hey**, [G7] **hey** [Em] **hey**) A little time, and [A7] I'll make you mine
[Dm] I'll be home, I'll be be-[D7]side the phone waiting for [G7] you
[G7!] (**Ooo-oo-oo...**) [G7!] (**ooo-oo-oo**) [G7!]

CHORUS:

Why do you [C] build me up (**build me up**) [E7] Buttercup baby
Just to [F] let me down (**let me down**) and [Dm] mess me a-[G7]round
And then [C] worst of all (**worst of all**) you [E7] never call, baby
When you [F] say you will (**say you will**) but [Dm] I love you [G7] still
I need [C] you (**I need you**) more than [C7] anyone darling
You [F!] know [F!] that [F!] I [F!] have [F!] from the [Fm] start
So [C] build me up (**build me up**)
[G7] Buttercup don't break my [F] heart [C!] [Dm!] C! [G7]

To [C] you I'm a [G7] toy, but I [Bb] could be the [F] boy
You a-[C]dore...if you'd just [F] let me know (**bah-dah-[C]dah**)

Al-[C]though you're un-[G7]true

I'm at-[Bb]tracted to [F] you
All the [C] more...why do I [F] need you so?

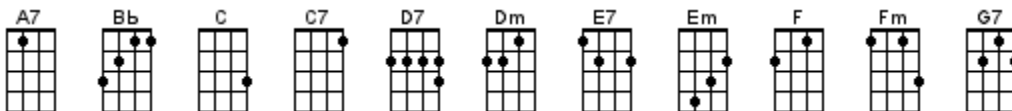
BRIDGE:

([F] hey, [F] hey [Dm] hey) Baby, baby, I [G7] try to find
([G7] Hey, [G7] hey [Em] hey) A little time, and [A7] I'll make you mine
[Dm] I'll be home, I'll be be-[D7]side the phone waiting for [G7] you
[G7!] (Ooo-oo-oo...) [G7!] (ooo-oo-oo) [G7!]

CHORUS:

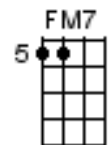
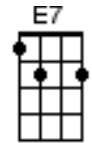
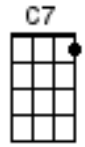
Why do you [C] build me up (build me up) [E7] Buttercup baby
Just to [F] let me down (let me down) and [Dm] mess me a-[G7]round
And then [C] worst of all (worst of all) you [E7] never call, baby
When you [F] say you will (say you will) but [Dm] I love you [G7] still
I need [C] you (I need you) more than [C7] anyone darling
You [F!] know [F!] that [F!] I [F!] have [F!] from the [Fm] start
So [C] build me up (build me up)
[G7] Buttercup don't break my [F] heart [C]

So [C] build me up (build me up)
[G7] Buttercup don't break my [F] heart [C!]

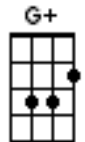


A Kind of Hush- Herman's Hermits

There's a [C] kind of hush [E7] all over the [Am] world to-[C7] night
All over the [F] world you can hear the [G7] sounds
Of lovers in [C] love you [G] know what I mean
Just the [C] two of us [E7] and nobody [Am] else in [C7] sight
There's nobody [F] else and I'm feeling [G7] good
Just holding you [C] tight [C7]



So [F] listen very [Dm] carefully
[Fmaj7] Closer now and [Dm] you will see what I [C] mean
[C] It isn't a [C7] dream
The [F] only sound that [Dm] you will hear
Is [Fmaj7] when I whisper [Dm] in your ear I love [G] you
[G] For ever and ever [G+]



There's a [C] kind of hush [E7] all over the [Am] world to-[C7] night
All over the [F] world you can hear the [G7] sounds
Of lovers in [C] love
[C] La la la la la [E7] laaaa la la [Am] la la la la la la [C7] laaaaaa
La la la la [F] laaa la la la la [G7] laaaa la la la [C] laaaa [C7]

So [F] listen very [Dm] carefully
[Fmaj7] Closer now and [Dm] you will see what I [C] mean
[C] It isn't a [C7] dream
The [F] only sound that [Dm] you will hear
Is [Fmaj7] when I whisper [Dm] in your ear I love [G] you
[G] For ever and ever [G+]

There's a [C] kind of hush [E7] all over the [Am] world to-[C7] night
All over the [F] world people just like [G7] us
Are falling in [C] love
[G7] Are falling in [C] love (hush)
[G7] They're falling in love [C] (hush)
[G7] They're falling in love [C]

If I Had a Boat - Lyle Lovett

Intro: *[Bb] Me upon my [C] pony on my [F] boat*

[Bb] If I [Am] had a [F] boat
I'd [Bb] go out [Am] on the [F] ocean,
[Bb] And if [Am] I had a [F] pony
I'd [Dm] ride him on my [C] boat
And [Bb] we could [Am] all to- [F] gether,
[Bb] go out [Am] on the [F] ocean
[Bb] Me upon my [C] pony on my [F] boat

[Bb] If I [Am] were Roy [F] Rogers,
I'd [Bb] sure e- [Am] nough be [F] single
[Bb] I couldn't [F] bring myself to [Dm] marrying old [C] Dale
It'd [Bb] just be [Am] me and [F] Trigger
We'd go [Bb] riding [Am] through them [F] movies
[Bb] Then we'd [F] buy a boat and [C] on the sea we'd [F] sail

[Bb] If I [Am] had a [F] boat
I'd [Bb] go out [Am] on the [F] ocean,
[Bb] And if [Am] I had a [F] pony
I'd [Dm] ride him on my [C] boat
And [Bb] we could [Am] all to- [F] gether,
[Bb] go out [Am] on the [F] ocean
[Bb] Me upon my [C] pony on my [F] boat

The [Bb] mystery masked [Am] man was [F] smart
He [Bb] got him [Am] self a [F] Tonto
Cause [Bb] Tonto did the [F] dirty work for [C] free
But [Bb] Tonto [Am] he was [F] smarter
And one [Bb] day said [Am] Kemo- [F] sabe
[Bb] Kiss my ass, I [F] bought a boat
I'm [C] going out to [F] sea

[Bb] If I [Am] had a [F] boat

I'd **[Bb]** go out **[Am]** on the **[F]** ocean,
[Bb] And if **[Am]** I had a **[F]** pony
I'd **[Dm]** ride him on my **[C]** boat
And **[Bb]** we could **[Am]** all to- **[F]** gether,
[Bb] go out **[Am]** on the **[F]** ocean
[Bb] Me upon my **[C]** pony on my **[F]** boat

And **[Bb]** if I **[Am]** were like **[F]** lightning,
I **[Bb]** wouldn't **[Am]** need no **[F]** sneakers
I'd **[Bb]** come and go **[F]** wherever I would **[C]** please
And I'd **[Bb]** scare 'em **[Am]** by the **[F]** shade tree
And I'd **[Bb]** scare 'em **[Am]** by the **[F]** light pole
But I **[Bb]** would not scare my **[F]** pony on my **[C]** boat out on the **[F]**
sea

[Bb] If I **[Am]** had a **[F]** boat, I'd **[Bb]** go out **[Am]** on the **[F]** ocean,
[Bb] And if **[Am]** I had a **[F]** pony, I'd **[Dm]** ride him on my **[C]** boat
And **[Bb]** we could **[Am]** all to- **[F]** gether, **[Bb]** go out **[Am]** on the **[F]**
ocean
[Bb] Me upon my **[C]** pony on my **[F]** boat
[Bb] Me upon my **[C]** pony on my **[F]** boat