

Summer in the City

key:Dm, artist:The Lovin' Spoonful writer:John Sebastian, Mark Sebastian and Steve Boone

<https://www.youtube.com/watch?v=w9-y6mwGdtI> (But Cm)

[Dm] [F] [G] [Bb,A] [Dm] [F] [G] [Bb,A]

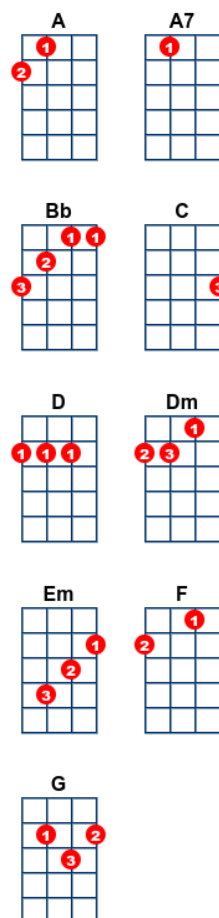
[Dm] Hot town, [F] summer in the city
[G] Back of my neck getting [Bb] dirty and [A] gritty
[Dm] Been down, [F] isn't it a pity
[G] Doesn't seem to be a [Bb] shadow in the city
[A] All around, [A7] people looking half dead
[Dm] Walking on the sidewalk, [D] hotter than a match head

[G] But at night it's a [C] different world
[G] Go out and [C] find a girl
[G] Come-on come-on and [C] dance all night
[G] Despite the heat it'll [C] be alright
And [Em] babe, don't you [A] know it's a pity
The [Em] days can't [A] be like the nights
In the [Em] summer, in the [A] city
In the [Em] summer, in the [A] city

[Dm] Cool town, [F] evening in the city
[G] Dressing so fine and [Bb] looking so [A] pretty
[Dm] Cool cat, [F] looking for a kitty
[G] Gonna look in every [Bb] corner of the city
[A] Till I'm [A7] wheezing like a bus stop
[Dm] Running up the stairs, [D] gonna meet you on the rooftop

[G] But at night it's a [C] different world
[G] Go out and [C] find a girl
[G] Come-on come-on and [C] dance all night
[G] Despite the heat it'll [C] be alright
And [Em] babe, don't you [A] know it's a pity
The [Em] days can't [A] be like the nights
In the [Em] summer, in the [A] city
In the [Em] summer, in the [A] city

[Dm] Hot town, [F] summer in the city
[G] Back of my neck getting [Bb] dirty and [A] gritty
[Dm] Been down, [F] isn't it a pity
[G] Doesn't seem to be a [Bb] shadow in the city
[A] All around, [A7] people looking half dead
[Dm] Walking on the sidewalk, [D] hotter than a match head



[G] But at night it's a **[C]** different world
[G] Go out and **[C]** find a girl
[G] Come-on come-on and **[C]** dance all night
[G] Despite the heat it'll **[C]** be alright
And **[Em]** babe, don't you **[A]** know it's a pity
The **[Em]** days can't **[A]** be like the nights
In the **[Em]** summer, in the **[A]** city
In the **[Em]** summer, in the **[A]** city

[Dm] [F] [G] [Bb,A]
[Dm] [F] [G] [Bb,A] [Dm]

Catch A Wave Beach Boys

Hear this song at: http://www.youtube.com/watch?v=wnaw_Cz5k08 (play along in this key)

From: Richard G's Ukulele Songbook www.scorpex.net/uke.htm

[A] Catch a [F] wave and you're [G] sitting on [A] top of the [D] world

[D] Don't be afraid to try the greatest sport around

(Catch a wave catch a wave)

[A] Those who don't just have to put it [D] down

[G] You paddle out turn around and raise and baby

[D] That's all there is to the coastline craze you gotta

[A] Catch a [F] wave and you're [G] sittin on [A] top of the [D] world

[D] Not just a fad cause it's been going on so long

(Catch a wave catch a wave)

[A] They said it wouldn't last too [D] long

[G] They'll eat their words with a fork and spoon and watch em

[D] They'll hit the road and all be surfin soon and when they

[A] Catch a [F] wave they'll be [G] sittin on [A] top of the [D] world

Solo: [A] [D] [A] [D] [G] [D]

[A] Catch a [F] wave and you're [G] sitting on [A] top of the [D] world

[D] So take a lesson from a top-notch surfer boy

(Catch a wave catch a wave)

[A] But don't you treat it like a [D] toy

[G] Just get away from the shady turf and baby

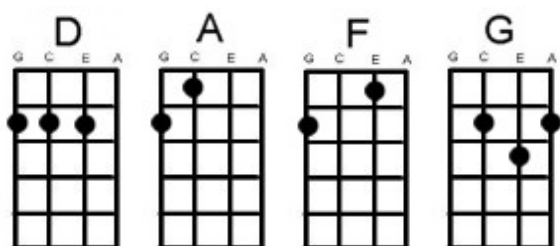
[D] Go catch some rays on the sunny surf and when you

[A] Catch a [F] wave you'll be [G] sittin on [A] top of the [D] world

[A] Catch a [F] wave you'll be [G] sittin on [A] top of the [D] world

(Way up high up on top of the world)

[A] Catch a [F] wave you'll be [G] sittin' on [A] top of the [D] world



Come Sail Away -Styx

[C] [Dm] [Em] [Dm] [C] [G]

(with zylophone for piano)

[C] I'm **[Em]** sailing **[Am]** away, **[Am]** - **[G]** - **[F]**
set an open **[C]** course for the **[G]** virgin sea
'Cause **[C]** I've **[Em]** got to be **[Am]** free, **[Am]** - **[G]** - **[F]**
free to face the **[Am]** life that's **[G]** ahead of me

[Am] On board I'm the captain, **[G]** so climb aboard
[Am] We'll search for tomorrow, **[G]** on every shore
And I'll **[C]** try, **[G]** oh Lord, I'll **[Am]** try, **[Am]** - **[G]** - **[F]**
to **[F]** car-----**[G]** --ry **[C]** on

[C] [Dm] [Em] [Dm] [C] [G] (same as intro)

[C] I **[Em]** look to the **[Am]** sea, **[Am]** - **[G]** - **[F]**
reflections in the **[C]** waves spark my **[G]** memory
[C] Some **[Em]** happy, some **[Am]** sad, **[Am]** - **[G]** - **[F]**
I think of childhood friends, and the **[G]** dreams we had
[Am] We lived happily forever, so the **[G]** story goes
[Am] But somehow we missed out, on the **[G]** pot of gold
But we'll **[C]** try, **[G]** best that we **[Am]** can, **[Am]** - **[G]** - **[F]**
to **[F]** car-----**[G]** --ry **[C]** on

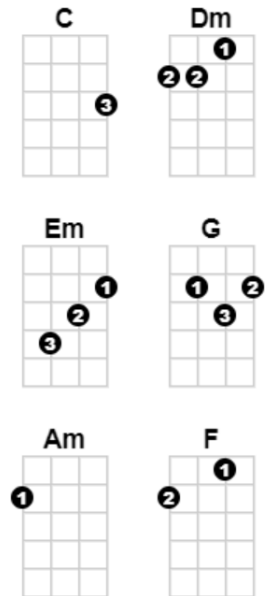
[C] [F] [G] [F] [C] [F] [G] [F]

A **[C]** gathering of **[F]** angels, **[G]** appeared above **[F]** my head
They **[C]** sang to me this **[F]** song of hope,
and **[G]** this is what **[F]** they said, they said, they said,

[C] Come sail away, **[F]** come sail away,
come **[G]** sail away with **[F]** me, lads
[C] Come sail away, **[F]** come sail away,
come **[G]** sail away with **[F]** me

[C] Come sail away, **[F]** come sail away,
come **[G]** sail away with **[F]** me, lads

Seacoast Ukulele Players (SUP!)



[C] Come sail away, **[F]** come sail away,
come **[G]** sail away with **[F]** me

[C] [F] [G] [F] **[C] [F] [G] [F]**

I **[C]** thought that they were **[F]** angels,
but **[G]** much to my sur- **[F]** prise
We **[C]** climbed aboard their **[F]** starship,
and **[G]** headed for the **[F]** skies

[C] Come sail away, **[F]** come sail away,
come **[G]** sail away with **[F]** me, lads
[C] Come sail away, **[F]** come sail away,
come **[G]** sail away with **[F]** me

[C] Come sail away, **[F]** come sail away,
come **[G]** sail away with **[F]** me, lads
[C] Come sail away, **[F]** come sail away,
come **[G]** sail away with **[F]** me.....**[C!]**

Please Mr. Postman- Carpenters, Beatles, Marvellettes

[G] Wait! Oh yeah, wait a minute Mister Postman

part one

[Em] Wait! W....ait Mister Postman

part two

[G] Mister Postman, look and see,

oh [Em] yeah,

all together

[Em] Is there a letter in your bag for me?

[C] I've been waiting such a long, long time,

[D] since I heard from that boy of mine!

[G] There must be some word today [Em] from my boyfriend so far away

[C] Please Mr. Postman, look and see [D] if there's a letter, a letter for me.

[G] I've been standing here, waiting, Mister Postman, [Em] s....o patiently,

[C] For just a card or just a letter [D] saying he's returning home to me.

[G] Mister Postman, look and see,

oh [Em] yeah,

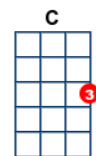
[Em] Is there a letter in your bag for me?

Please Mister [C] Po – o--ostman - -

[C] I've been waiting such a long time,

Whoah [D] Yeah

[D] Since I heard from that boy of mine!

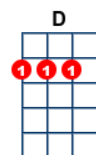


[G] So many days you passed me b... [Em]-y

See the tears standing in my eyes.

[C] You didn't stop to make me feel better

[D] By leaving me a card or a letter.



Mister [G] Postmaaa – aan....

[G] Mister Postman, look and see,

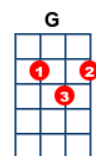
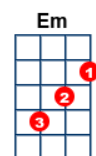
oh [Em] yeah,

[Em] Is there a letter in your bag for me?

Please Mister [C] Po – o--ostman - -

[C] I've been waiting such a long time,

Why don't you [D] check it and see , one more time for me!



X2, end in [G!]:

You gotta [G] wait a minute, wait a minute,

oh yeah, you gotta

[Em] wait a minute, wait a minute,

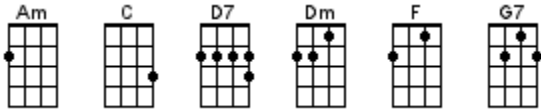
oh yeah, Mister [C] Postmaaa – aan....

[C] Mister Postman , look and see,

Come on and [D] deliver the letter, the sooner the better! *second time, [G!]

Help Me Rhonda

Brian Wilson, Mike Love 1965 (The Beach Boys SINGLE version)



INTRO: / 1 2 3 4 / [C] / [C]

Well [C] since she put me down
I've been [G7] out doin' in my [C] head [C]
I come [C] in late at night
And in the [G7] mornin' I just lay in [C] bed [C]
Well [Am] Rhonda you look so fine
And I [F] know it wouldn't take much [D7] time
For you to [C] help me Rhonda
[F] Help me get her out of my [C] heart [C]

CHORUS:

[G7] Help me Rhonda, help help me Rhonda
[C] Help me Rhonda, help help me Rhonda
[G7] Help me Rhonda, help help me Rhonda
[C] Help me Rhonda, help help me Rhonda
[F] Help me Rhonda, help help me Rhonda
[Am] Help me Rhonda [C] help help me Rhonda
[Dm] Help me Rhonda [G7]↓ yeah
Get her out of my [C] heart [C]

She was [C] gonna be my wife
And [G7] I was gonna be her [C] man [C]
But she [C] let another guy come be-[G7]tween us
And it shattered our [C] plan [C]
Well [Am] Rhonda you caught my eye
And I can [F] give you lots of reasons [D7] why
You gotta [C] help me Rhonda
[F] Help me get her out of my [C] heart [C]

CHORUS:

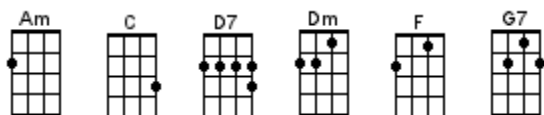
[G7] Help me Rhonda, help help me Rhonda
[C] Help me Rhonda, help help me Rhonda
[G7] Help me Rhonda, help help me Rhonda
[C] Help me Rhonda, help help me Rhonda
[F] Help me Rhonda, help help me Rhonda
[Am] Help me Rhonda [C] help help me Rhonda
[Dm] Help me Rhonda [G7]↓ yeah
Get her out of my [C] heart [C]

INSTRUMENTAL:

[C] / [C] / [C] / [C] /
[F] / [F] / [C] / [C] /
[Dm] / [F] / [C] B-[C]bow bow bow bow

CHORUS:

[G7] Help me Rhonda, help help me Rhonda
[C] Help me Rhonda, help help me Rhonda
[G7] Help me Rhonda, help help me Rhonda
[C] Help me Rhonda, help help me Rhonda
[F] Help me Rhonda, help help me Rhonda
[Am] Help me Rhonda [C] help help me Rhonda
[Dm] Help me Rhonda [G7]↓ yeah
Get her out of my [C] heart [C]↓



www.bytownukulele.ca

All You Need is Love - The Beatles (Lennon/McCartney)

(intro – kazoo & strum the opening to the Marseillaise):

(stately, 2 beats each: [G] [G] [D] [D] [Em] [Em] [C]... 1 beat: [D]- [G]

[G] Love [D] love [Em] love, / [G] love [D] love [Em] love

[D7] Love [G] love [D] love [Am]

[D] [D7] [D6] [D7] (kazoo along)

[G] There's nothing you can [D] do that can't be [Em] done

[G] Nothing you can [D] sing that can't be [Em] sung

[D7] Nothing you can [G] say but you can [D] learn how to play
the [Am] game, ---- It's [D] easy [D7] [D6] [D7]

[G] There's nothing you can [D] make that can't be [Em] made

[G] Nothing you can [D] save that can't be [Em] saved

[D7] Nothing you can [G] do but you can [D] learn how to be
you in [Am] time, ----It's [D] easy [D7] [D6] [D7]

[G] All you [A] need is love [D] (kazoo riff) [D] - [G]

All you [A] need is love [D] (kazoo riff) [D] - [G]

All you [B7] need is love [Em] love [Em]

[C] Love is [D] all you need [G] [D]

[G] There's nothing you can [D] know that isn't [Em] known

[G] Nothing you can [D] see that isn't [Em] shown

[D7] There's nowhere you can [G] be that isn't

[D] where you're meant to [Am] be ----It's [D] easy [D7] [D6] [D7]

[G] All you [A] need is love [D] (kazoo riff) [D] - [G]

All you [A] need is love [D] (kazoo riff) [D] - [G]

All you [B7] need is love [Em] love [Em]

[C] Love is [D] all you need [G] [D]

[G] All you [A] need is love [D] (All together now!) [D] - [G]

All you [A] need is love [D] (Everybody!) [D] - [G]

All you [B7] need is love [Em] love [Em]

[C] Love is [D] all you need [G]

[G] Love is all you need (love is all you need) [G] Love is all you need (love is all you need)

[G] Love is all you need (love is all you need) [G] Love is all you need (love is all you need)

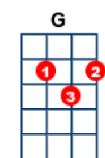
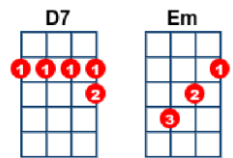
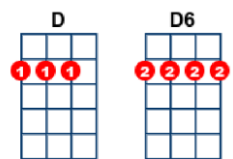
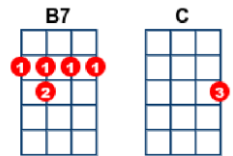
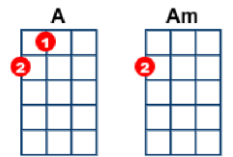
[G] Love is all you need (love is all you need) [G] Love is all you need (love is all you need)

at the same time: [G]She loves you, ya, ya, ya

[G] Love is all you need (love is all you need) [G] Love is all you need (love is all you need)

at the same time:[G]She loves you, ya, ya, ya..... end together on [G]

Seacoast Ukulele Players (SUP!)



San Francisco Bay Blues- Eric Clapton; Jesse Fuller

Intro: [D7] [G7] [C] [G7] (verse 2, last line)

I got the [C] blues from my baby, left me

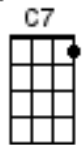
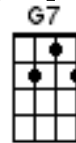
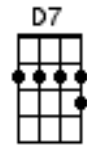
[F] by the San Francisco [C] Bay [C7]

The [F] ocean liner's gone so far [C] away [C7]

[F] I didn't mean to treat her so bad, she was the [C] best girl I ever [A7] had

[D7] She said goodbye, like to make me cry,

[G7] I wanna lay down and die



I [C] ain't got a nickel and I [F] ain't got a lousy [C] dime [C7]

She [F] don't come back, think I'm going to lose my [E7] mind

[F] If she ever gets back to stay,

It's gonna [C] be another brand new [A7] day

[D7] Walking with my baby down [G7] by the San Francisco [C] Bay [G7]

KAZOOS AND UKULELES INSTRUMENTAL - REPEAT FROM TOP

[C] Sitting down [F] looking from my [C] back door,

Wondering which [F] way to [C7] go

[F] Woman I'm so crazy about, she don't love me no [C] more

[F] Think I'll catch me a freight train, [C] cause I'm feeling [A7] blue

[D7] Ride all the way to the end of the line,

[G7] thinking only of you

[C] Meanwhile [F] livin' in the [C] city, just about to [F] go [C] insane

[F] Thought I heard my baby, lord, [E7] the way she used to call my name

[F] If I ever get her back to stay, it's gonna

[C] be another [Cmaj7] brand [C7] new [A7] day

[D7] Walking with my baby down [G7] by the San Francisco [C] Bay,[A7]

[D7] Walking with my baby down [G7] by the San Francisco [C] Bay [C] hey

[Cmaj7] hey [C7] hey [A7] hey....

Yeah [D7] walking with my baby down [G7] by the San Francisco [C] Bay.....

[F!] [C!]

Tuesday Afternoon artist:Moody Blues writer:Justin Haywood

[Am] [Am]

[F] Tuesday, [F] after-noon
[C] I'm just [Bb] beginning to see,
[Am] Now I'm on my [D] way
[C] It doesn't [Bb] matter to me,
[Am] Chasing the clouds a-[D]way

[F] Something, [F] calls to me
[C] The trees are [Bb] calling me near,
[Am] I've got to find out [D] why
[C] Those gentle [Bb] voices I hear,
[Am] Explain it all with a [D] sigh [D]

[Cm]..... Ahhhhh... [C] Ahhhhh.....[Cm] Ahhhhh.....
[C] ahhhhh...
(tempo change) [G][C]/ /[G] [C]/ /[G] [C]/ /[G] [C]/

[G] I'm looking [F] at myself re-[G]flections of my [C] mind
[G] It's just the [C] kind of day to [G] leave myself be-[C]hind
[G] So gently [F] swaying through the [G] fairyland of [C] love
[G] If you'll just [F] come with me and [G] see the beauty [C] of

[F] Tuesday [C] after-[G]noon [C] [G] [C]
[F] Tuesday [C] after-[D]noon

[F] Tuesday [F] afternoon
[C] I'm just be-[Bb] ginning to see
[Am] Now I'm on my [D] way
[C] It doesn't [Bb] matter to me
[Am] Chasing the clouds a-[D]way

[F] Something, [F] calls to me
[C] The trees are [Bb] calling me near,
[Am] I've got to find out [D] why
[C] Those gentle [Bb] voices I hear,
[Am] Explain it all with a [D] sigh [D]

[Cm]..... Ahhhhh... [C] Ahhhhh.....[Cm] Ahhhhh.....
[C] ahhhhh...
(tempo change) [G][C]/ /[G] [C]/ /[G] [C]/ /[G] [C]/

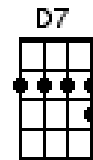
[G] I'm looking [F] at myself re-[G]flections of my [C] mind
[G] It's just the [C] kind of day to [G] leave myself be-[C]hind
[G] So gently [F] swaying through the [G] fairyland of [C] love
[G] If you'll just [F] come with me and [G] see the beauty [C] of

[F] Tuesday [C] after-[G]noon [C] [G] [C]
[F] Tuesday [C] after-[D]noon.....

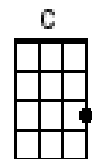
Banana Boat Song artist: Harry Belafonte

Intro = 2 measures **[G]**

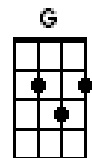
[G] Day-o, **[C]** Day-ay-ay- **[G]** o.
[G] Daylight come an' me **[D7]** wan' go **[G]** home.
[G] Day-o, **[C]** Day-ay-ay- **[G]** o.
[G] Daylight come an' me **[D7]** wan' go **[G]** home.



[G] Work all night on a drink a' **[C]** rum
[G] Daylight come an' me **[D7]** wan' go **[G]** home.
[G] Stack banana till de mornin' **[C]** come
[G] Daylight come an' me **[D7]** wan' go **[G]** home.



[G] Come, Mister tally man **[D7]** tally me banana.
[G] Daylight come an' me **[D7]** wan' go **[G]** home.
[G] come, Mister tally man **[D7]** tally me banana.
[G] Daylight come an' me **[D7]** wan' go **[G]** home.



[G] Six foot, seven foot, eight foot **[C]** bunch
[G] daylight come an' me **[D7]** wan' go **[G]** home.
[G] Six foot, seven foot, eight foot **[C]** bunch
[G] daylight come an' me **[D7]** wan' go **[G]** home.

[G] Day-o, **[C]** Day-ay-ay- **[G]** o.
[G] Daylight come an' me **[D7]** wan' go **[G]** home.
[G] Day-o, **[C]** Day-ay-ay- **[G]** o.
[G] Daylight come an' me **[D7]** wan' go **[G]** home.

[G] Beautiful bunch of ripe **[C]** banana
[G] daylight come an' me **[D7]** wan' go **[G]** home.
[G] Hide the deadly, **[C]** black taranch-la
[G] daylight come an' me **[D7]** wan' go **[G]** home.

[G] Six foot, seven foot, **[C]** eight foot bunch
[G] daylight come an' me **[D7]** wan' go **[G]** home.
[G] Six foot, seven foot, **[C]** eight foot bunch
[G] daylight come an' me **[D7]** wan' go **[G]** home.

[G] Day-o, **[C]** Day-ay-ay- **[G]** o.
[G] Daylight come an' me **[D7]** wan' go **[G]** home.
[G] Day-o, **[C]** Day-ay-ay- **[G]** o.

[G] Daylight come an' me **[D7]** wan' go **[G]** home.

[G] Come, Mister tally man **[D7]** tally me banana.

[G] Daylight come an' me **[D7]** wan' go **[G]** home.

Me say **[G]** come, Mister tally man **[D7]** tally me banana.

[G] Daylight come an' me **[D7]** wan' go **[G]** home.

[G] Day-o, **[C]** Day-ay-ay- **[G]** o.

[G] Daylight come an' me **[D7]** wan' go **[G]** home.

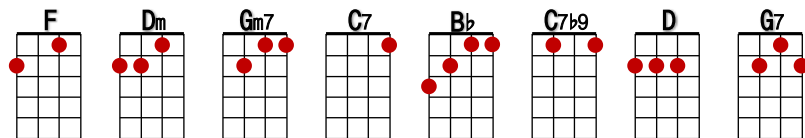
[G] Day-o, **[C]** Day-ay-ay- **[G]** o.

[G] Daylight come an' me **[D7]** wan' go **[G]** home.

You Send Me

Sam Cooke, 1957

YouTube video tutorial: <http://youtu.be/Yp8BhBNBL48>



[Lazy simple 3/4 strum: D--D-u]

VERSE 1:

F Dm Gm7 C7
 Darling yo-o-ou - send me
F Dm Gm7 C7
 I know yo-o-ou - send me
F Dm Gm7 C7
 Darling yo-o-ou - send me
F Dm
 Honest you do, honest you do
Gm7 C7
 Honest you do, woa-o-o-o-o-oh

VERSE 2:

F Dm Gm7 C7
 Yo-o-ou - thrill me
F Dm Gm7 C7
 I know yo-o-ou - thrill me
F Dm Gm7 C7
 Darling, you-you-you-you - thrill me
F Bb F
 Honest you do

BRIDGE:

Gm7 C7b9 F Dm
 At first I thought it was in - fatuation
Gm7 C7b9 F Dm
 But oh, it's lasted so long
Gm7 C7b9 F D
 Now I find myself wanting
G7[STOP] Gm7 C7
 To marry you and take you home, woa-o-o-o-o-oh

VERSE 3:

F Dm Gm7 C7
 You, you-you-you send me
F Dm Gm7 C7
 I know yo-o-ou - send me
F Dm Gm7 C7
 I know yo-o-ou - send me
F Bb F
 Honest you do

REPEAT BRIDGE

REPEAT VERSE 3