

I Should Have Known Better

Beatles

Intro: [G] [D] [G] [D] [G] [D [G] [G] (harmonica)

[G] I.... [D]....[G]...

[D] Should have known [G] better with a [D] girl like [G] you [D]
That I would [G] love every[D] thing that you [Em] do
And I [C] do. Hey! Hey! [D] Hey!.... and I [G] do [D] [G]

[D] Woa oh woa oh [G] I...[D]..[G]..

[D] Never rea[G]lised what a [D] kiss could [G] be [D]
This could [G] only [D] happen to [Em] me.
Can't you [C] see? Can't you [B7] see?

[Em] That when I [C] tell you that I [G] love you, [B7] Oh.....

[Em] You're gonna [C]say you love me [G] too..oo.oo..oo..oo..oo [G7] Oh...

[C] And when I [D] ask you to be [G] mi...i...i.. [Em]ine

[C] You're gonna [D] say you love me [G] too... oo [D] [G]

[D] So..o..o..o [G] I ..[D]..[G]..

[D] Should have rea[G]lised a lot of [D] things be[G]fore [D]

If this is [G] love you gotta [D] give me [Em] more

Give me [C] more hey hey [D] hey give me [G] more [D] [G] [D]

[G] I.... [D]....[G]...

[D]Should have known [G] better with a [D] girl like [G] you [D]

That I would [G] love every[D]thing that you [Em] do

And I [C] do. Hey hey [D] hey and I [G] do [D] [G]

[D] Woa oh woa oh [G] I..[D]..[G]...

[D]Never rea[G]lised what a [D] kiss could [G] be [D]

This could [G] only [D] happen to [Em] me.

Can't you [C] see? Can't you [B7] see?

[Em] That when I [C] tell you that I [G] love you, [B7] Oh.....

[Em] You're gonna [C] say you love me [G] too..oo..oo..oo.. oo [G7] Oh...

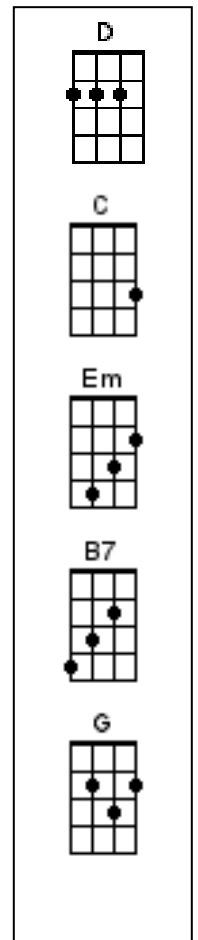
[C] And when I [D] ask you to be [G] mi...i...i.. [Em]ine

[C] You're gonna [D] say you love me [G] too. [D] [G]

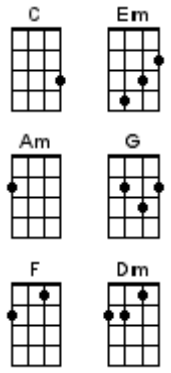
Outro: You [D] love me [G] too [D] [G]

You [D] love me [G] too [D] [G]

You [D] love me [G] too.



Count On Me - Bruno Mars



If you **[C]** ever find yourself stuck in the middle of the **[Em]** sea,
I'll **[Am]** sail the world **[G]** ...to **[F]** find you
If you **[C]** ever find yourself lost in the dark and you can't **[Em]** see,
I'll **[Am]** be the light **[G]** ...to **[F]** guide you

Pre-Chorus:

[Dm] Find out what we're **[Em]** made of
When **[F]** we are called to help our friends in **[G!]** need (2 ...3...)

Chorus:

You can **[C]** count on me like **[Em]** one, two, three, I'll **[Am]** be there
[G] And **[F]** I know when I need it
I can **[C]** count on you like **[Em]** four, three, two, You'll **[Am]** be there
[G] 'Cause **[F]** that's what friends are supposed to do, oh **[C]** yeah
oo oo oo **[Em]** oo... oo oo oo **[Am]** oo...
[G][F] Yeah, **[G]** yeah

If you're **[C]** tossin' and you're turnin' and you just can't fall a-**[Em]**sleep,
I'll **[Am]** sing a song **[G]** ...be-**[F]**side you
And if you **[C]** ever forget how much you really mean to **[Em]**
me, Every **[Am]** day I will **[G]** ...re-**[F]**mind you

Pre-Chorus:

[Dm] Find out what we're **[Em]** made of
When **[F]** we are called to help our friends in **[G!]** need (2 ...3...)

Chorus:

You can **[C]** count on me like **[Em]** one, two, three, I'll **[Am]** be there
[G] And **[F]** I know when I need it
I can **[C]** count on you like **[Em]** four, three, two, You'll **[Am]** be there
[G] 'Cause **[F]** that's what friends are supposed to do, oh **[C]** yeah
oo oo oo **[Em]** oo... oo oo oo **[Am]** oo...
[G][F] Yeah, **[G]** yeah

Repeat chorus, then end:

You can **[F!]** count on me 'cause I can count on **[C!]** you!

Thank You For Being a Friend - Andrew Gold

(Golden Girls Theme)

[C] Thank you for being a friend, [F] travelled down the road and back again,

[G7] Your heart is true you're a pal and a confi - [C] dant

[C] I'm not ashamed to say [F] I hope it always will stay this way

[G7] My hat is off, won't you stand up and take a [C] bow

[Am] And if you threw a [F] party, [Am] Invited everyone you ever [D7] knew

[C] You would see the biggest [F] gift would be from me and the [G7] card attached would say....

REFRAIN:

(tacit)Thank you for being a [C] friend

Thank you for being a [F] friend

Thank you for being a [G7] friend

Thank you for being a [C] friend

[C] I'm not ashamed to say [F] I hope it always will stay this way

[G7] My hat is off, won't you stand up and take a [C] bow

[Am] And if you threw a [F] party, [Am] Invited everyone you ever [D7] knew

[C] You would see the biggest [F] gift would be from me and the [G7] card attached would say,

REFRAIN

[C] If it's a car you lack [F] I'd surely buy you a Cadillac

[G7] Whatever you need, anytime of the day or [C] night

[C] I'm not ashamed to say [F] I hope it always will stay this way

[G7] My hat is off, won't you stand up and take a [C] bow

[Am] And when we both get [F] older, with [Am] walking canes and hair of [D7] gray

[Am] Have no fear, even [F] though it's hard to hear I will [G7] stand real close and say,

REFRAIN x2

Love Me Do

The Beatles/ Paul McCartney, John Lennon

Intro: [G]/// [C]/// x4 Harmonica

[G] Love, love me do [C]
 You [G] know I love you [C]
 I'll [G] always be true [C]
 So pleee[C]eeease (Stop) Love me [G] do [C] [G] [C] 2 beats each, twice

[G] Love, love me do [C]
 You [G] know I love you [C]
 I'll [G] always be true [C]
 So pleee[C]eeease (Stop) Love me [G] do [C] [G] [C] 2 beats each
 Stop at G (4beats) second time through

Bridge:

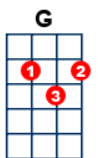
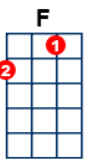
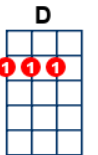
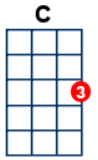
[D] Someone to love, [C] some [F] body new [G]
 [D] Someone to love, [C] some [F] one like you [G] [G!] [G!]
 [G] Love, love me do [C]
 You [G] know I love you [C]
 I'll [G] always be true [C]
 So pleee[C]eeease (Stop) Love me [G] do [C] [G] [C] 2 beats each
 Stop at G (4beats) second time through

Instrumental with Harmonica:

[D] Someone to love, [C] some[F]body new [G]
 [D] Someone to love, [C] some[F]one like you [G] (continue strumming G through extra harmonica riff at end, about 12 beats) [G!]

[G] Love, love me do [C]
 You [G] know I love you [C]
 I'll [G] always be true [C]
 So pleee[C]eeease (Stop) Love me [G] do [C] two beat rhythm as above through end--

[G] oh [C] oh [G] Love me [C] do, [G] Ye- [C] ah,
 [G] love me [C] do, [G] ye- [C]ah, [G] love me [C] do....[G!] [C!] [G!]



San Francisco Bay Blues- Eric Clapton; Jesse Fuller

Intro: [D7] [G7] [C] [G7] (verse 2, last line)

I got the [C] blues from my baby, left me

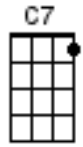
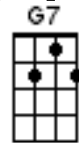
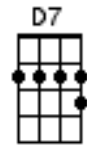
[F] by the San Francisco [C] Bay [C7]

The [F] ocean liner's gone so far [C] away [C7]

[F] I didn't mean to treat her so bad, she was the [C] best girl I ever [A7] had

[D7] She said goodbye, like to make me cry,

[G7] I wanna lay down and die



I [C] ain't got a nickel and I [F] ain't got a lousy [C] dime [C7]

She [F] don't come back, think I'm going to lose my [E7] mind

[F] If she ever gets back to stay,

It's gonna [C] be another brand new [A7] day

[D7] Walking with my baby down [G7] by the San Francisco [C] Bay [G7]

KAZOOS AND UKULELES INSTRUMENTAL - REPEAT FROM TOP

[C] Sitting down [F] looking from my [C] back door,

Wondering which [F] way to [C7] go

[F] Woman I'm so crazy about, she don't love me no [C] more

[F] Think I'll catch me a freight train, [C] cause I'm feeling [A7] blue

[D7] Ride all the way to the end of the line,

[G7] thinking only of you

[C] Meanwhile [F] livin' in the [C] city, just about to [F] go [C] insane

[F] Thought I heard my baby, lord, [E7] the way she used to call my name

[F] If I ever get her back to stay, it's gonna

[C] be another [Cmaj7] brand [C7] new [A7] day

[D7] Walking with my baby down [G7] by the San Francisco [C] Bay,[A7]

[D7] Walking with my baby down [G7] by the San Francisco [C] Bay [C] hey

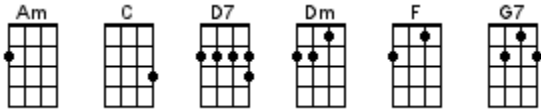
[Cmaj7] hey [C7] hey [A7] hey....

Yeah [D7] walking with my baby down [G7] by the San Francisco [C] Bay.....

[F!] [C!]

Help Me Rhonda

Brian Wilson, Mike Love 1965 (The Beach Boys SINGLE version)



INTRO: / 1 2 3 4 / [C] / [C]

Well [C] since she put me down
I've been [G7] out doin' in my [C] head [C]
I come [C] in late at night
And in the [G7] mornin' I just lay in [C] bed [C]
Well [Am] Rhonda you look so fine
And I [F] know it wouldn't take much [D7] time
For you to [C] help me Rhonda
[F] Help me get her out of my [C] heart [C]

CHORUS:

[G7] Help me Rhonda, help help me Rhonda
[C] Help me Rhonda, help help me Rhonda
[G7] Help me Rhonda, help help me Rhonda
[C] Help me Rhonda, help help me Rhonda
[F] Help me Rhonda, help help me Rhonda
[Am] Help me Rhonda [C] help help me Rhonda
[Dm] Help me Rhonda [G7]↓ yeah
Get her out of my [C] heart [C]

She was [C] gonna be my wife
And [G7] I was gonna be her [C] man [C]
But she [C] let another guy come be-[G7]tween us
And it shattered our [C] plan [C]
Well [Am] Rhonda you caught my eye
And I can [F] give you lots of reasons [D7] why
You gotta [C] help me Rhonda
[F] Help me get her out of my [C] heart [C]

CHORUS:

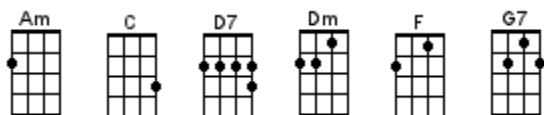
[G7] Help me Rhonda, help help me Rhonda
[C] Help me Rhonda, help help me Rhonda
[G7] Help me Rhonda, help help me Rhonda
[C] Help me Rhonda, help help me Rhonda
[F] Help me Rhonda, help help me Rhonda
[Am] Help me Rhonda [C] help help me Rhonda
[Dm] Help me Rhonda [G7]↓ yeah
Get her out of my [C] heart [C]

INSTRUMENTAL:

[C] / [C] / [C] / [C] /
[F] / [F] / [C] / [C] /
[Dm] / [F] / [C] B-[C]bow bow bow bow

CHORUS:

[G7] Help me Rhonda, help help me Rhonda
[C] Help me Rhonda, help help me Rhonda
[G7] Help me Rhonda, help help me Rhonda
[C] Help me Rhonda, help help me Rhonda
[F] Help me Rhonda, help help me Rhonda
[Am] Help me Rhonda [C] help help me Rhonda
[Dm] Help me Rhonda [G7]↓ yeah
Get her out of my [C] heart [C]↓



www.bytownukulele.ca

Love Is A Rose - Neil Young, Linda Ronstadt

[G] Love is a rose but you [C] better not [G] pick it;
it only grows when it's [D] on the [G] vine.
Handful of thorns and you'll [C] know you [G] missed it;
lose your love when you [D] say the word [G] "mine".

[C] I wanna see what's [G] never been seen,
[D] I wanna live that [G] age old dream.
[C] Come on, boy, we can [G] go together;
[D] let's take the best right [G] now,

(no chords)
take the best right now.

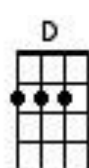


[G] Love is a rose but you [C] better not [G] pick it;
it only grows when it's [D] on the [G] vine.
Handful of thorns and you'll [C] know you [G] missed it;
lose your love when you [D] say the word [G] "mine".

[C] I wanna go to an [G] old hoedown
[D] long ago in a [G] western town.
[C] Pick me up cause my [G] feet are draggin';
[D] give me a lift and I'll [G] hay your wagon.

[G] Love is a rose but you [C] better not [G] pick it;
it only grows when it's [D] on the [G] vine.
Handful of thorns and you'll [C] know you [G] missed it;
lose your love when you [D] say the word [G] "mine".

(Repeat)

[G] Love is a rose[D], [G]love is a rose. [D][G]
[G] Love is a rose[D], [G]love is a rose. [D][G]



Groovin' on a Sunday Afternoon

artist:The Young Rascals , writer:Felix Cavaliere and Eddie Brigati

Intro: [C] Groovin' . . . [Dm7] on a Sunday after[C]noon [Dm7]

[C] Groovin' . . . [Dm7] on a Sunday after[C]noon [Dm7]
[C] Really . . . [Dm7] couldn't get away too [C] soon [Dm7]
[Em] I can't imagine any[Dm]thing that's better (ooh---ahhh)
[Em] The world is ours whenever [Dm] we're together (ooh---ahh)
[Em] There ain't a place I'd like to [Dm] be in[G7]stead of

[C] Groovin' . . . [Dm7] down a crowded aven[C]ue [Dm7]
[C] Doin' . . . [Dm7] anything we like to [C] do [Dm7]
[Em] There's always lots of things that [Dm] we can see (ooh---ahhh)
[Em] We can be anyone we [Dm] like to be (ooh---ahhh)
[Em] And all those happy people [Dm] We could [G7] meet just

[C] Groovin' . . . [Dm7] on a Sunday after[C]noon [Dm7]
[C] Really . . . [Dm7] couldn't get away too [C] soon [Dm7] no, no, no, no
[C] Ah ah [Dm7] ah [C] ah ah [Dm7] ah [C] ah ah [Dm7] ah

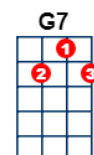
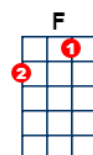
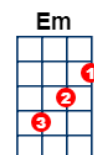
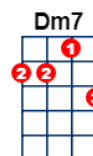
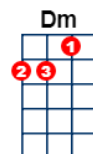
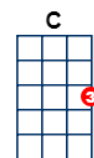
[Em] We'll keep on spending sunny [Dm] days this way
(Ahh ahh aah.....)

[Em] We're gonna talk and laugh our [Dm] time away
(Ahh ahh aah.....)

[Em] I feel it comin' closer [Dm] day by day
[F] Life would be [Em] ecstasy
[Dm] You and me [G] endlessly

[C] Groovin' . . . [Dm7] on a Sunday after[C]noon [Dm7]
[C] Really . . . [Dm7] couldn't get away too [C] soon [Dm7] no, no, no, no

[C] Groovin' ... Ah [Dm7] ah
[C] Groovin' ... Ah [Dm7] ah
[C] Groovin' ... Ah [Dm7] ah
[C] Groovin' [C]



Freight Train

Elizabeth Cotton, circa 1906-1912

INTRO: / 1 2 / 1 2 / [C] / [C] /

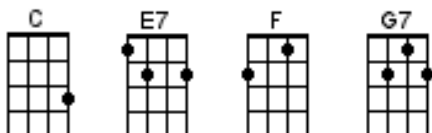
[C] Freight train, freight train **[G7]** run so fast
[G7] Freight train, freight train **[C]** run so fast
[E7] Please don't tell what **[F]** train I'm on
So they won't **[C]** know what **[G7]** route I'm **[C]** gone **[C]**
[E7] Please don't tell what **[F]** train I'm on
So they won't **[C]** know what **[G7]** route I've **[C]** gone **[C]**

[C] When I am dead and **[G7]** in my grave
[G7] No more good times **[C]** here I crave
[E7] Place the stones at my **[F]** head and feet
An' tell 'em **[C]** all that I'm **[G7]** gone to **[C]** sleep **[C]**
[E7] Place the stones at my **[F]** head and feet
An' tell 'em **[C]** all that I'm **[G7]** gone to **[C]** sleep **[C]**

[C] When I die Lord **[G7]** bury me deep
[G7] Way down on old **[C]** Chestnut Street
So **[E7]** I can hear old **[F]** Number Nine
As she **[C]** comes rollin' **[G7]** down the **[C]** line **[C]**
So **[E7]** I can hear old **[F]** Number Nine
As **[C]** she comes **[G7]** rollin' **[C]** by **[C]**

[C] When I die Lord **[G7]** bury me deep
[G7] Way down on old **[C]** Chestnut Street
[E7] Place the stones at my **[F]** head and feet
An' tell 'em **[C]** all that I'm **[G7]** gone to **[C]** sleep **[C]**
[E7] Place the stones at my **[F]** head and feet
An' tell 'em **[C]** all that I'm **[G7]** gone to **[C]** sleep **[C]**

[C] Freight train, freight train **[G7]** run so fast
[G7] Freight train, freight train **[C]** run so fast
[E7] Please don't tell what **[F]** train I'm on
So they won't **[C]** know what **[G7]** route I'm **[C]** gone **[C]**
[E7] Please don't tell what **[F]** train I'm on
So they won't **[C]** know what **[G7]** route I've **[C]** gone **[C]**↓



Please Mr. Postman- Carpenters, Beatles, Marvellettes

[G] Wait! Oh yeah, wait a minute Mister Postman

part one

[Em] Wait! W....ait Mister Postman

part two

[G] Mister Postman, look and see,

oh [Em] yeah,

all together

[Em] Is there a letter in your bag for me?

[C] I've been waiting such a long, long time,

[D] since I heard from that boy of mine!

[G] There must be some word today [Em] from my boyfriend so far away

[C] Please Mr. Postman, look and see [D] if there's a letter, a letter for me.

[G] I've been standing here, waiting, Mister Postman, [Em] s....o patiently,

[C] For just a card or just a letter [D] saying he's returning home to me.

[G] Mister Postman, look and see,

oh [Em] yeah,

[Em] Is there a letter in your bag for me?

Please Mister [C] Po – o--ostman - -

[C] I've been waiting such a long time,

Whoah [D] Yeah

[D] Since I heard from that boy of mine!

[G] So many days you passed me b... [Em]-y

See the tears standing in my eyes.

[C] You didn't stop to make me feel better

[D] By leaving me a card or a letter.

Mister [G] Postmaaa – aan....

[G] Mister Postman, look and see,

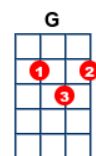
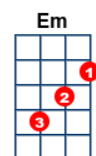
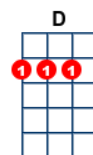
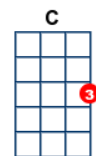
oh [Em] yeah,

[Em] Is there a letter in your bag for me?

Please Mister [C] Po – o--ostman - -

[C] I've been waiting such a long time,

Why don't you [D] check it and see , one more time for me!



X2, end in [G!]:

You gotta [G] wait a minute, wait a minute,

oh yeah, you gotta

[Em] wait a minute, wait a minute,

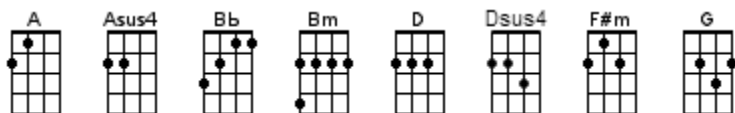
oh yeah, Mister [C] Postmaaa – aan....

[C] Mister Postman , look and see,

Come on and [D] deliver the letter, the sooner the better! *second time, [G!]

Long May You Run

Stephen Stills and Neil Young 1976 (The Stills-Young Band)



< Throw [Asus4] chords in the 2nd line of all stanzas as shown in the INTRO, i.e., to your [A] chord just add your pinky to the 3rd string, 2nd fret >

RHYTHM TIP: the single [G] chords comes on the + count

[D] [G]↓
/ run / 1 2 /
/ 1 + 2 + / 1 2 /

INSTRUMENTAL VERSE INTRO: / 1 2 / 1 2 /

[D] We've been [F#m] through some [G] things to-[D]gether
[Bm] With trunks of [G] memories / [A] still to [Asus4] come / [A] /
[D] We found [F#m] things to do [G] in stormy [D] weather
[Bm] Long [A] may you / [D] run [Dsus4] / [D] /

[D] We've been [F#m] through some [G] things to-[D]gether
[Bm] With trunks of [G] memories [A] still to come [A]
[D] We found [F#m] things to do [G] in stormy [D] weather
[Bm] Long [A] may you / [D] run [Dsus4] / [D] /

CHORUS:

[D] Long may you [F#m] run [G] long may [D] you run
[Bm] Although these [G] changes have [A] come [A]
[D] With your chrome heart [F#m] shinin' [G] in the [D] sun
[Bm] Long [A] may you / [D] run [G]↓ / 1 2 /

[Bb] / [Bb] / [D][Dsus4] / [D]↓

Well it was [D] back in Blind [F#m] River in [G] nineteen [D] sixty-two
[Bm] When I last [G] saw you a-[A]live [A]
[D] But we missed that [F#m] shift on the [G] long decline [D]
[Bm] Long [A] may you / [D] run [Dsus4] / [D] /

CHORUS:

[D] Long may you [F#m] run [G] long may [D] you run
[Bm] Although these [G] changes have [A] come [A]
[D] With your chrome heart [F#m] shinin' [G] in the [D] sun
[Bm] Long [A] may you / [D] run [G]↓ / 1 2 /

[Bb] / [Bb] /

INSTRUMENTAL VERSE: < OPTIONAL >

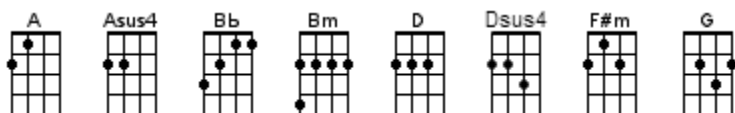
[D] We've been [F#m] through some [G] things to-[D]gether
[Bm] With trunks of [G] memories / [A] still to [Asus4] come / [A] /
[D] We found [F#m] things to do [G] in stormy [D] weather
[Bm] Long [A] may you / [D] run [Dsus4] / [D] /

[D] Maybe the **[F#m]** Beach Boys have **[G]** got you now **[D]**
[Bm] With those **[G]** waves singin' **[A]** Caroline **[A]**
[D] Rollin' **[F#m]** down that **[G]** empty **[D]** ocean road
[Bm] Get into the **[A]** surf on **[D]** time **[D]**

CHORUS:

[D] Long may you **[F#m]** run **[G]** long may **[D]** you run
[Bm] Although these **[G]** changes have **[A]** come **[A]**
[D] With your chrome heart **[F#m]** shinin' **[G]** in the **[D]** sun
[Bm] Long **[A]** may you / **[D]** run **[G]**↓ / **1 2** /

[Bb] / **[Bb]** / **[D]**↓



www.bytownukulele.ca